

# ULTRA 4

Non-contacting, ultrasonic, level control & flow measurement.

## Offering On-Screen Trend Monitoring in a Compact, Cost-Effective Package

The Ultra 4 offers the sophistication and advanced features of the rest of the Ultra range in a compact, cost-effective package as well as useful features that make it even easier to set up and fine-tune.

Offering as the name suggests, four-alarm or control relays (3 x SPCO isolated and 1 x SPNO solid-state) and a multi-functional display while losing none of the easy setup and configuration that has made the Ultra range of controllers the natural choice for non-contacting measurement worldwide.

### Features & Benefits

Like the rest of Pulsar Measurement's 'transducer plus controller' ranges, the Ultra 4 is compatible with both dB Ultrasonic and dBR Radar transducers. The unit can be either wall or fascia mounted, allowing it to be used in a wide range of applications all over the world.

### Communications & Data Logging

The Ultra 4 includes Profibus, HART, and Modbus RTU digital communication options, enabling high accuracy, non-contacting measurement with communications in one multifunctional controller.

The convenience of an on-board micro SD card slot for extended data logging makes storing, accessing, and analyzing data that little bit easier.

### Three Different Device Settings in One Convenient Controller

The Ultra 4 from Pulsar Measurement can dedicate the functionality of the unit to any of three specific duties (e.g. level or volume measurement, pump control, or flow measurement).



## THE RIGHT METER FOR

- Pump Control
- Open Channel Flow & Level
- Chemical Dosing
- IBC Tank Level
- Storage Tank Levels
- CSO & Sewer Network Monitoring

Despite its high specification and ability to combine these measurements, the Ultra 4 has been designed so that blending these functions does not lead to complicated calibration and a compromise to the product specification.

### Functional Qualities

The controller sends a transmit pulse to the transducer, which emits an ultrasonic pulse or radar signal — as this controller is compatible with BOTH radar and ultrasonic, it doesn't matter which transducer you choose. This signal is perpendicular to the transducer face and the returned echo is sent back to the Ultra 4. The time taken

to receive the echo is measured and the distance from the transducer face to the surface being monitored is calculated.

The unit can measure from zero to 40 m (131.2 ft) from the face of the transducer to the surface being monitored, dependent on your application and your chosen transducer.

**Relays**

The relays can be programmed to activate alarms, pump starters, or other control equipment. There is an isolated 4-20mA output that can be connected to a recorder or PLC, to monitor, depending on your chosen application. Level, space, distance, OCM head, OCM flow, or volume can be set up independently from that shown on the display. There is an RS232 port so that the Ultra 4 can be operated remotely by a PC or other equipment.


Four user-definable relays are available with individual set points and intelligent performance logging software features ensure that you have maximum control versatility over your application.



Ultra 4 Fascia Unit

**Ultra 4 Programming**

The Ultra 4 can be programmed either by the built-in keypad (comes as standard on all wall and fascia units), via the SD card slot, or by PC via the RJ11 Serial Interface. All parameters are stored in non-volatile memory, so are retained in the event of a power interruption. A second backup copy of all parameters can also be retained in the Ultra 4 memory, in case an alternative set of parameters needs to be stored.



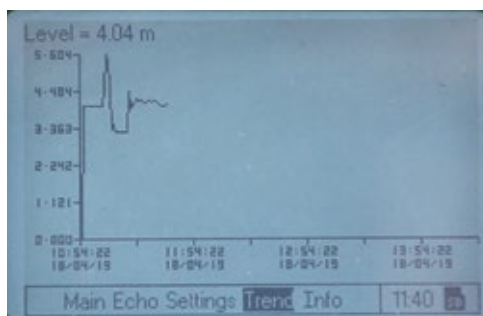
Ultra 4 Main Screen and Bar Graph

**The Main Screen**

Ultra 4 allows the onboard relays to be configured to a choice of 4 behaviors. The bar graph to the left-hand side of the screen indicates level, as well as a percentage, that is shown underneath.

**Trend Screen**

The trend screen shows you at a glance how levels have varied over time. The unit is supplied with an 32GB Micro SD Card to increase its data logging capacity, giving you complete visuals on stock and level measurement.



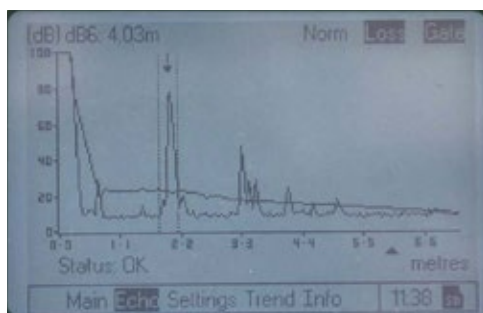
**Echo Screen**

This screen displays the echo profile without the need to plug it into an external device. Pulsar Measurement’s unique DATEM software is without equal in identifying and isolating the target, but the echo profile can help in fine-tuning and improving your measurement.

**Digital Adaptive Tracking of Echo Movement (DATEM)**

The system of Ultra 4 utilizes the unique DATEM software, a proven digital mapping technique developed especially for the Pulsar Measurement Ultra range of controllers. This gives the system unequaled ability when identifying the true target level in the face of competing echoes from pipes, pumps, or other obstructions. Coupled with the powerful, long-range abilities of the dB transducer range, the Ultra 4 lives up to its reputation as the most reliable ultrasonic level measurement system available.

The Ultra 4 ultrasonic level controllers have been designed to provide maintenance-free fit-and-forget performance.



## Technical Specifications

### PHYSICAL: MOUNTING OPTION SPECIFIC

Mounting Option:	Standard Wall Mount:	Fascia Mount:
<b>Controller Body Dimensions:</b>	150 mm x 130 mm x 64 mm (5.9 in x 5.1 in x 2.5 in)	160 mm x 180 mm x 64 mm (6.3 in x 7.1 in x 2.5 in)
<b>Weight:</b>	Nominal 700 g (1.5 lb)	Nominal 700 g (1.5 lb)
<b>Enclosure Material / Description:</b>	Polycarbonate, flame resistant to UL94-V0	Polycarbonate, flame resistant to UL94-V0
<b>Cable Entry Detail:</b>	3 x M20 glands	
<b>Transducer Cable Extensions:</b>	2-core screened (minimum)	
<b>Maximum Separation:</b>	1,000 m (3,280 ft), 500 m (1,640 ft) for dBR16 & dBR8	

### ENVIRONMENTAL

<b>IP Rating:</b>	IP67/NEMA 4X (Standard), IP64 (Fascia)
<b>Max. &amp; Min. Temperature (Electronics):</b>	-20 °C to +45 °C (-4 °F to +113 °F)
<b>Flammable Atmosphere Approval:</b>	For installation in non-flammable area only. Most compatible transducers suitable for flammable atmospheres. See sensor / transducer datasheet or brochure.
<b>UV Rating:</b>	UL746C F1
<b>CE Approval:</b>	See EU Declaration of Conformity
<b>UL Approval:</b>	UL 61010-1. cULus listed. Certificate number E257330.

### PERFORMANCE

<b>Accuracy:</b>	0.25% of the measured range or 6 mm (0.2 in), whichever is greater. 2 mm (0.01 in) for dBR16 mmWAVE RADAR.
<b>Resolution:</b>	0.1% of the measured range or 2 mm (0.08 in), whichever is greater
<b>Max Range:</b>	Dependent on application and transducer (maximum 40 m (131.2 ft) dB40)
<b>Min Range:</b>	Dependent on application and transducer (minimum zero dBMACH 3)
<b>Rate Response:</b>	Fully Adjustable

### PROGRAMMING

<b>Onboard Programming:</b>	By integral keypad
<b>PC Programming:</b>	Via Integral RJ11 port on the unit, or via Micro SD. Also via HART DTM (HART option required).
<b>Programming Security:</b>	Via passcode (user selectable and adjustable)
<b>Programmed Storage:</b>	Via non-volatile memory
<b>Data Logging &amp; Removable Storage:</b>	Via Micro SD card slot or internal 10-day totalizer logs (flow only)
<b>SD Card Memory (Included):</b>	32 GB

### ECHO PROCESSING

<b>Description:</b>	DATEM (Digital Adaptive Tracking of Echo Movement)
<b>Technologies:</b>	Ultrasonic and FMCW RADAR

### OUTPUTS

<b>Analog Output:</b>	Isolated (floating output (to 150 V) of 4-20mA or 0-20mA into 1 k $\Omega$ (user-programmable and adjustable)
<b>Digital Output:</b>	Full Duplex RS232
<b>Volt-free Contacts, Number, &amp; Rating:</b>	3 x SPCO isolated relays, rated at 5A at 250 V AC and 1 Solid-state SPNO isolated relay, rated 30 V at 100 mA, suitable for pulse counter applications
<b>Display:</b>	Monochrome graphical dot-matrix, 160 x 240 pixels. Fully programmable display options with an integral keypad with menu navigation keys.

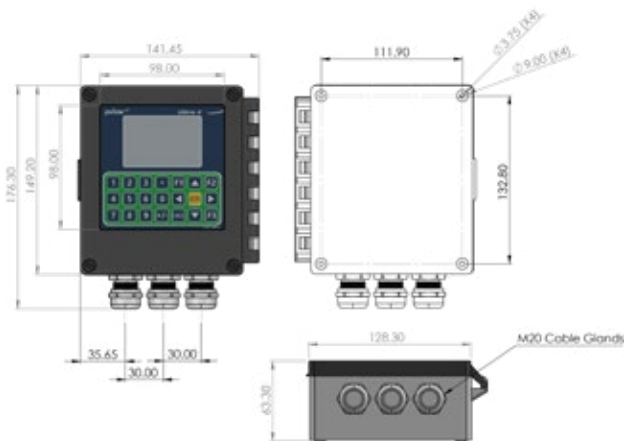
## SUPPLY

<b>Power Supply:</b>	100-240 V AC 50/60 Hz. DC 10-28 V
<b>Power Consumption:</b>	AC = 20 VA MAX, DC = 10 W max
<b>Fuses, Mains:</b>	1A 'T' 20 mm (0.8 in) ceramic 1500A breaking
<b>Fuses, Transducer:</b>	100 mA barrier type, 4000A breaking

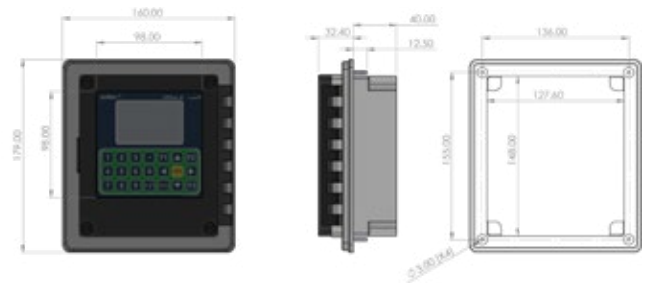
## COMMUNICATIONS (OPTIONAL)

<b>Modbus RTU / ASCII:</b>	Isolated RS485
<b>Profibus DPV1:</b>	Isolated RS485
<b>HART:</b>	Additional, isolated 4-20mA output. DTM available for level and volume applications. Open channel flow and pump control applications not currently supported.

Ultra 4 Wall-Mount Dimensions



Ultra 4 Fascia-Mount Dimensions



INFO@PULSARMEASUREMENT.COM

*Pulsar Measurement is a trading name of Pulsar Process Measurement Ltd.*

*Copyright © 2021 Pulsar Measurement  
Registered Address: 1 Chamberlain Square CS, Birmingham B3 3AX  
Registered No.: 3345604 England & Wales*

**United States**  
+1 888-473-9546

**Asia**  
+60 102 591 332

**Canada**  
+1 855-300-9151

**Oceania**  
+61 428 692 274

**United Kingdom**  
+44 (0) 1684 891371

**pulsarmeasurement.com**