

AC117 Series

High G Measurement Accelerometer, Top Exit 2 Pin Connector, 50 mV/g, ±10%



VIBRATION ANALYSIS HARDWARE



Product Features

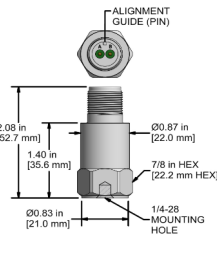
50 mV/g General Purpose Sensor

Excellent for Higher g Applications

- ▶ ±100 g, Dynamic Range
- ▶ 50 mV/g, ±10% Sensitivity
- ▶ 1,0-12500 Hz (60-750,000 CPM)

AC117-1A 2 Pin Connector

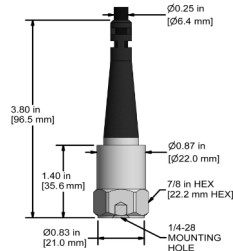
Connector Pin	Polarity
A	(+) Signal/Power
B	(-) Common



Stock Product

AC117-2C CB103 Integral Cable

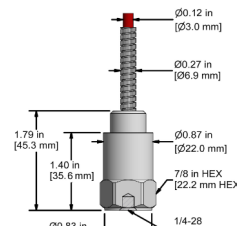
Conductor	Polarity
Red	(+) Signal/Power
Black	(-) Common
Shield	Cable Drain Wire



Built To Order

AC117-3C CB206 Armored Integral Cable

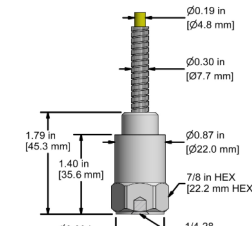
Conductor	Polarity
Red	(+) Signal/Power
Black	(-) Common
Shield	Cable Drain Wire



Built To Order

AC117-6C CB611 Heavy Duty Armored Integral Cable

Conductor	Polarity
Red	(+) Signal/Power
Black	(-) Common
Shield	Cable Drain Wire



Built To Order

Specifications	Standard	Metric	Specifications	Standard	Metric
Part Number	AC117	M/ or M8/AC117	Environmental		
Sensitivity (±10%)	50 mV/g		Operating Temperature Range	-58 to 250 °F	-50 to 121 °C
Frequency Response (±3dB)	60-750,000 CPM	1,0-12500 Hz	Maximum Shock Protection	5,000 g, peak	
Frequency Response (±10%)	240-540,000 CPM	4,0-9000 Hz	Electromagnetic Sensitivity	CE	
Dynamic Range	± 100 g, peak *V _{source} ≥ 22V, 12V _{bias}		Sealing	Welded, Hermetic	
Electrical			Submersible Depth	200 ft.	60 m
Settling Time	<2 Seconds		SIL Rating	SIL 2	
Voltage Source (IEPE)	18-30 VDC		Physical		
Constant Current Excitation	2-10 mA		Sensing Element	PZT Ceramic	
Spectral Noise @ 10 Hz	8 µg/√Hz		Sensing Structure	Shear Mode	
Spectral Noise @ 100 Hz	2.5 µg/√Hz		Weight	3.2 oz	90 grams
Spectral Noise @ 1000 Hz	1.7 µg/√Hz		Case Material	316L Steel	
Output Impedance	<100 ohm		Mounting Thread	1/4-28 Blind Tapped Hole	
Bias Output Voltage	10-14 VDC		Connector (Non-Integral)	2 Pin MIL- C-5015	
Case Isolation	>10 ⁸ ohm				